

Club Leader Login

Before You Start

As a Club Leader, your enrollment must have approved and permissions assigned before you can login to the club.

Steps

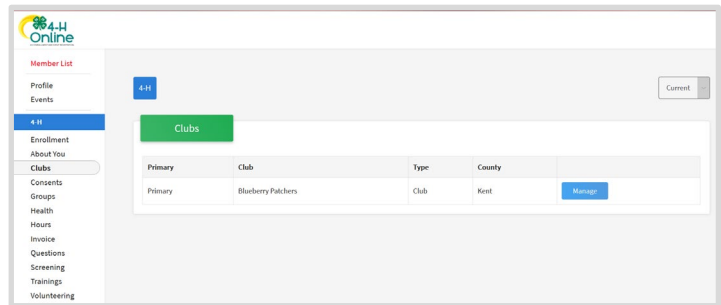
1. Login to 4-H Online with your family's 4-H Online email and password.
2. Locate your name in the list of members in your family.
3. Click the 'View' button next to your name.

Screenshots

(Screen appearance may vary per state)

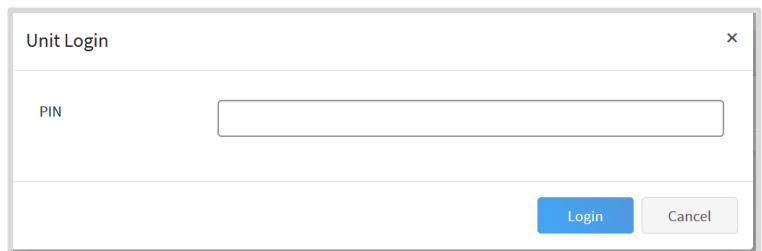
Michelle Canton Oct 17, 1975	View	4-H Volunteer - Approved Volunteering for 2019-2020 program year
Sylvie Canton Jul 23, 2010	View	4-H ClubMember - Incomplete Continue Enrollment
Ty Canton Mar 7, 1974	View	4-H Volunteer - Approved Volunteering for 2019-2020 program year

4. Click on Clubs in the navigation pane on the left side of the screen.
5. Click the Manage button for the Club.



Primary	Club	Type	County	
Primary	Blueberry Patchers	Club	Kent	Manage

6. Enter the Unit (Club) PIN provided to you by the county office.
7. Click the Login button.



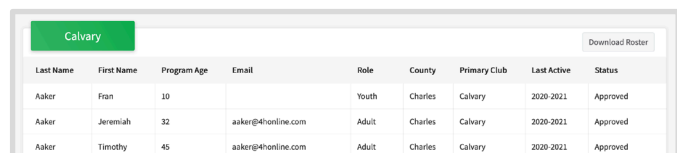
Unit Login

PIN

[Login](#) [Cancel](#)

8. You will be able to download the Club Roster for your Club.

Additional functionality will be added soon!



Last Name	First Name	Program Age	Email	Role	County	Primary Club	Last Active	Status
Aaker	Fran	10		Youth	Charles	Calvary	2020-2021	Approved
Aaker	Jeremiah	32	aaker@4honline.com	Adult	Charles	Calvary	2020-2021	Approved
Aaker	Timothy	45	aaker@4honline.com	Adult	Charles	Calvary	2020-2021	Approved

